


# GridLUX 1

600 x 600mm

- Recessed LED luminaire fits most grid ceilings
- Light Distribution: Direct
- Optical System: matt micro-prismatic PMMA diffuser, low glare TP(a)
- Housing: Steel
- Colour: White (RAL9003), other colours available on request



## TECHNICAL DATA SHEET

### ELECTRICAL DATA

Main Voltage:	220-240V, 0/50/60Hz
Power Factor:	>0,95
Integrated Sensor:	Available

System power*, W:	17w to 51w
Control gear:	ECG On/off or Dali

### LIGHTING DATA

Luminaire output*,lm(ta+25°C):	2550 to 7600
CRI (Ra):	80+, CRI90 on request
SDCM:	3
Distribution Type:	Direct
UGR Index:	<19

System efficacy, lm/W:	Up to 157
CCT, K:	3000 and 4000
Light Distribution:	Symmetrical wide beam
Beam angle, °:	90
LED lifetime, h:	100000/L80B10

### TECHNICAL DATA

Dimensions, mm:	L595 x W595 x H47
Net weight, kg:	3.5

Quantity in package, pcs:	1
---------------------------	---

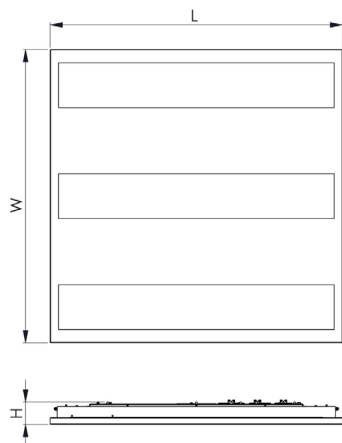
### STANDARDS

Operating temperature range, °C:	ta0...+35
Ingress protection code:	IP44/20

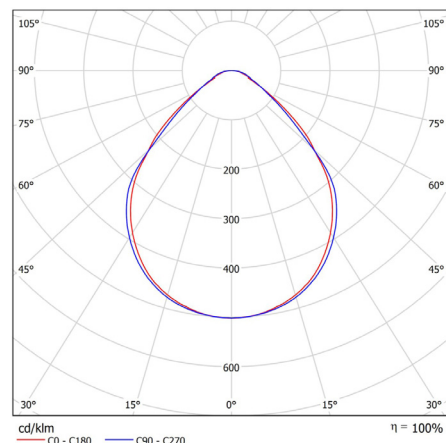
Mechanical impact resistance:	IK05
Certificates:	CE, ROHS

**Note:** Tolerance range for optical and electrical data:  $\pm 10\%$ . 4C LIGHTING SOLUTIONS is constantly developing and improving its products. The right is reserved to change any product specifications without prior notification.

### TECHNICAL DRAWING



### LIGHT DISTRIBUTION CURVE



### PRODUCTS

COLOUR (K)	LUMINAIRE OUTPUT (LLM)	POWER (W)	EFFICACY (LLM/W)	PART CODE
3000	2551	17.1	149.2	GRLX1/66/2550/3K
3000	3697	28.6	129.3	GRLX1/66/3700/3K
3000	4811	33.7	143	GRLX1/66/4800/3K
3000	3827	25.9	148	GRLX1/66/3850/3K
3000	5302	38.4	138	GRLX1/66/5300/3K
3000	7271	50.6	143	GRLX1/66/7300/3K
4000	2689	17.1	157.3	GRLX1/66/2700/4K
4000	3534	26.1	135	GRLX1/66/3500/4K
4000	3897	28.6	136.3	GRLX1/66/3900/4K
4000	5098	33.7	151	GRLX1/66/5100/4K
4000	4034	25.9	156	GRLX1/66/4000/4K
4000	5589	38.4	145	GRLX1/66/5600/4K
4000	7646	50.6	151	GRLX1/66/7650/4K

### OPTIONS

	PART CODE		PART CODE
DALI driver	/DD	Integrated DALI sensor	/IDS
3 Hour emergency	/E3S	Air handling slots	/HAL
3 hour DALI emergency	/E3D	Plasterboard mounting frame	/PBF
MeritMESH	/MM	Custom RAL	/RAL
MeritMESH with Sensor	/MMS		

**EXAMPLE PART CODE:** GRLX1/66/2700/4K/DD/E3D

**Note:** Tolerance range for optical and electrical data:  $\pm 10\%$ . 4C LIGHTING SOLUTIONS is constantly developing and improving its products. The right is reserved to change any product specifications without prior notification.